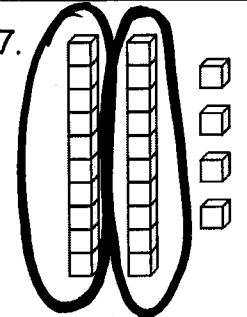
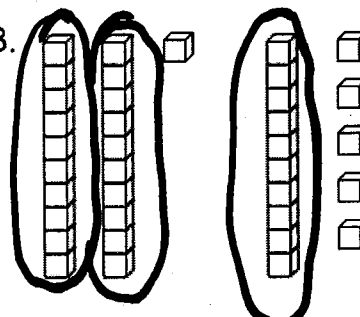
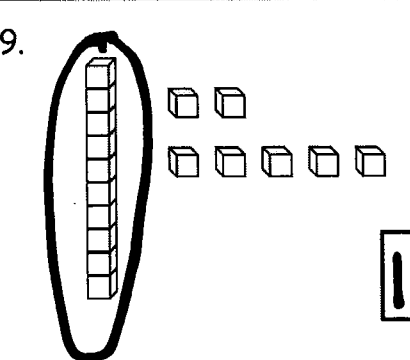
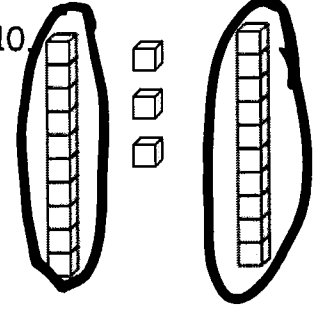


Answer Key


Module 4

Make a number bond to show tens and ones. Circle tens to help. Write the number to show the total amount of objects.

<p>7. </p> <div style="text-align: center;"> $\begin{array}{c} \boxed{24} \\ \diagdown \quad \diagup \\ \boxed{20} \quad \boxed{4} \end{array}$ </div> <p>There are <u>24</u> cubes.</p>	<p>8. </p> <div style="text-align: center;"> $\begin{array}{c} \boxed{36} \\ \diagdown \quad \diagup \\ \boxed{30} \quad \boxed{6} \end{array}$ </div> <p>There are <u>36</u> cubes.</p>
<p>9. </p> <div style="text-align: center;"> $\begin{array}{c} \boxed{17} \\ \diagdown \quad \diagup \\ \boxed{10} \quad \boxed{7} \end{array}$ </div> <p>There are <u>17</u> cubes.</p>	<p>10. </p> <div style="text-align: center;"> $\begin{array}{c} \boxed{23} \\ \diagdown \quad \diagup \\ \boxed{20} \quad \boxed{3} \end{array}$ </div> <p>There are <u>23</u> cubes.</p>

Make or complete a math drawing to show tens and ones. Complete the number bonds.

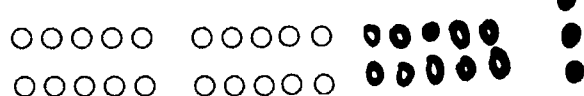
11.



$$\begin{array}{c} \boxed{18} \\ \diagdown \quad \diagup \\ \boxed{10} \quad \boxed{8} \end{array}$$

12.


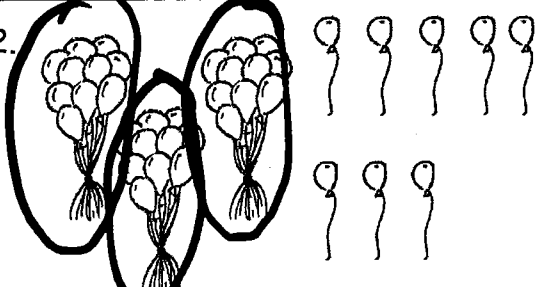
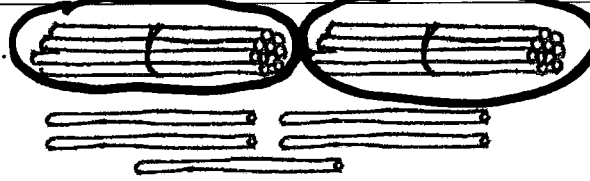
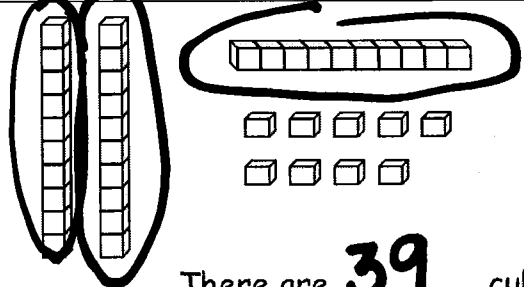
$$\begin{array}{c} \boxed{33} \\ \diagdown \quad \diagup \\ \boxed{30} \quad \boxed{3} \end{array}$$



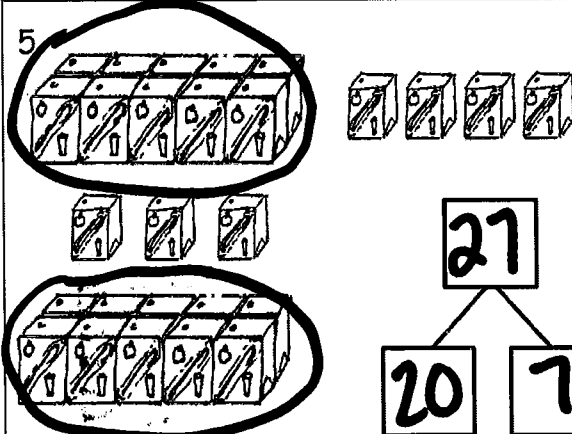
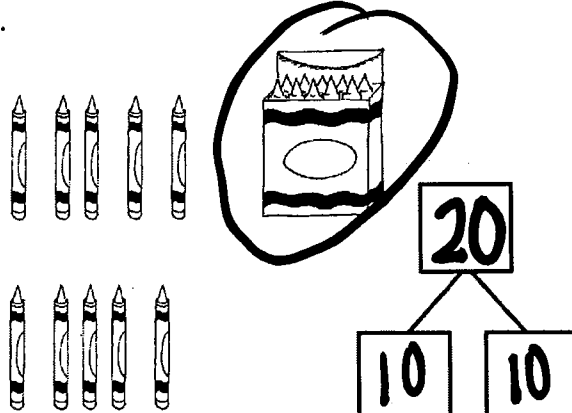
Name Answer Key

Date Module 4

Circle groups of 10. Write the number to show the total amount of objects.

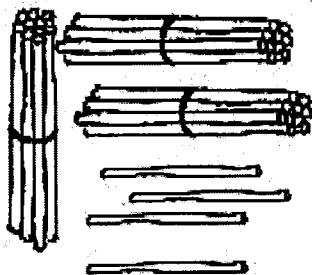
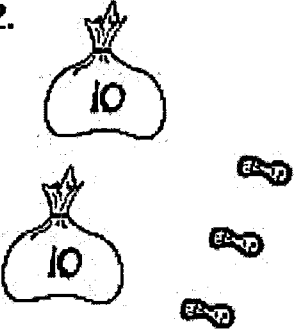


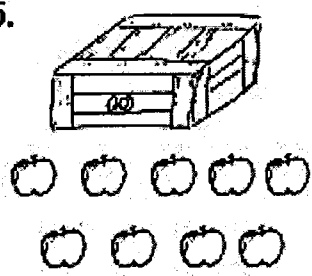

<p>1. </p> <p>There are <u>26</u> marbles.</p>	<p>2. </p> <p>There are <u>38</u> balloons.</p>
<p>3. </p> <p>There are <u>25</u> straws.</p>	<p>4. </p> <p>There are <u>39</u> cubes.</p>

Make a number bond to show tens and ones. Circle tens to help. Write the number to show the total amount of objects.

<p>5. </p> <p>There are <u>27</u> juice boxes.</p>	<p>6. </p> <p>There are <u>20</u> crayons.</p>
---	--

Name Answer KeyDate Module 4

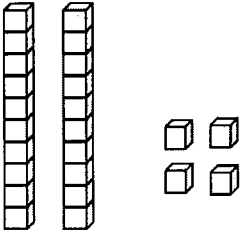
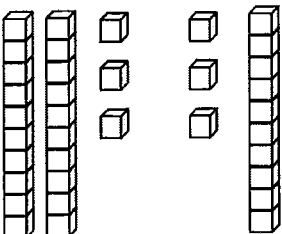
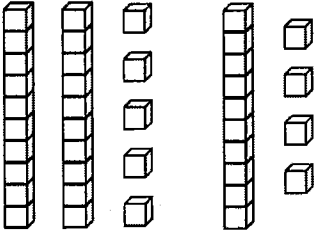
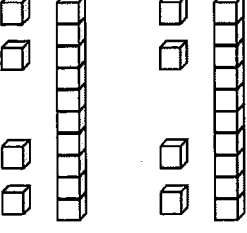
Write the tens and ones and complete the statement.

<p>1. </p> <table border="1" data-bbox="519 441 763 703"> <thead> <tr> <th>tens</th> <th>ones</th> </tr> </thead> <tbody> <tr> <td>3</td> <td>4</td> </tr> </tbody> </table> <p>There are <u>34</u> straws.</p>	tens	ones	3	4	<p>2. </p> <table border="1" data-bbox="1161 441 1404 703"> <thead> <tr> <th>tens</th> <th>ones</th> </tr> </thead> <tbody> <tr> <td>2</td> <td>3</td> </tr> </tbody> </table> <p>There are <u>23</u> peanuts.</p>	tens	ones	2	3
tens	ones								
3	4								
tens	ones								
2	3								
<p>3. </p> <table border="1" data-bbox="519 945 763 1207"> <thead> <tr> <th>tens</th> <th>ones</th> </tr> </thead> <tbody> <tr> <td>3</td> <td>6</td> </tr> </tbody> </table> <p>There are <u>36</u> strawberries.</p>	tens	ones	3	6	<p>4. </p> <table border="1" data-bbox="1161 945 1404 1207"> <thead> <tr> <th>tens</th> <th>ones</th> </tr> </thead> <tbody> <tr> <td>2</td> <td>9</td> </tr> </tbody> </table> <p>There are <u>29</u> beads.</p>	tens	ones	2	9
tens	ones								
3	6								
tens	ones								
2	9								
<p>5. </p> <table border="1" data-bbox="519 1428 763 1690"> <thead> <tr> <th>tens</th> <th>ones</th> </tr> </thead> <tbody> <tr> <td>1</td> <td>9</td> </tr> </tbody> </table> <p>There are <u>19</u> apples.</p>	tens	ones	1	9	<p>6. </p> <table border="1" data-bbox="1161 1428 1404 1690"> <thead> <tr> <th>tens</th> <th>ones</th> </tr> </thead> <tbody> <tr> <td>2</td> <td>6</td> </tr> </tbody> </table> <p>There are <u>26</u> carrots.</p>	tens	ones	2	6
tens	ones								
1	9								
tens	ones								
2	6								

Answer Key

Module 4

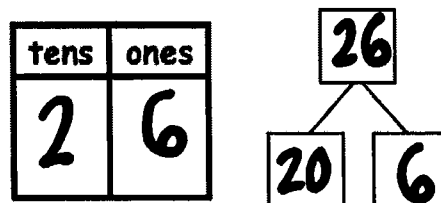
Write the tens and ones. Complete the statement.

<p>7.</p>  <table border="1" style="margin-left: 20px; text-align: center;"> <thead> <tr> <th>tens</th> <th>ones</th> </tr> </thead> <tbody> <tr> <td style="font-size: 2em;">2</td> <td style="font-size: 2em;">4</td> </tr> </tbody> </table> <p>There are <u>24</u> cubes.</p>	tens	ones	2	4	<p>8.</p>  <table border="1" style="margin-left: 20px; text-align: center;"> <thead> <tr> <th>tens</th> <th>ones</th> </tr> </thead> <tbody> <tr> <td style="font-size: 2em;">3</td> <td style="font-size: 2em;">6</td> </tr> </tbody> </table> <p>There are <u>36</u> cubes.</p>	tens	ones	3	6
tens	ones								
2	4								
tens	ones								
3	6								
<p>9.</p>  <table border="1" style="margin-left: 20px; text-align: center;"> <thead> <tr> <th>tens</th> <th>ones</th> </tr> </thead> <tbody> <tr> <td style="font-size: 2em;">3</td> <td style="font-size: 2em;">9</td> </tr> </tbody> </table> <p>There are <u>39</u> cubes.</p>	tens	ones	3	9	<p>10.</p>  <table border="1" style="margin-left: 20px; text-align: center;"> <thead> <tr> <th>tens</th> <th>ones</th> </tr> </thead> <tbody> <tr> <td style="font-size: 2em;">2</td> <td style="font-size: 2em;">8</td> </tr> </tbody> </table> <p>There are <u>28</u> cubes.</p>	tens	ones	2	8
tens	ones								
3	9								
tens	ones								
2	8								

Write the missing numbers. Say them the regular way and the Say Ten way.

<p>11.</p> <table border="1" style="margin-left: 20px; text-align: center;"> <thead> <tr> <th>tens</th> <th>ones</th> </tr> </thead> <tbody> <tr> <td style="font-size: 2em;">2</td> <td style="font-size: 2em;">3</td> </tr> </tbody> </table> <p style="margin-left: 20px;">➔ <u>23</u></p>	tens	ones	2	3	<p>12.</p> <table border="1" style="margin-left: 20px; text-align: center;"> <thead> <tr> <th>tens</th> <th>ones</th> </tr> </thead> <tbody> <tr> <td style="font-size: 2em;">3</td> <td style="font-size: 2em;">2</td> </tr> </tbody> </table> <p style="margin-left: 20px;">➔ <u>32</u></p>	tens	ones	3	2
tens	ones								
2	3								
tens	ones								
3	2								
<p>13.</p> <table border="1" style="margin-left: 20px; text-align: center;"> <thead> <tr> <th>tens</th> <th>ones</th> </tr> </thead> <tbody> <tr> <td style="font-size: 2em;">0</td> <td style="font-size: 2em;">9</td> </tr> </tbody> </table> <p style="margin-left: 20px;">➔ <u>9</u></p>	tens	ones	0	9	<p>14.</p> <table border="1" style="margin-left: 20px; text-align: center;"> <thead> <tr> <th>tens</th> <th>ones</th> </tr> </thead> <tbody> <tr> <td style="font-size: 2em;">4</td> <td style="font-size: 2em;">0</td> </tr> </tbody> </table> <p style="margin-left: 20px;">➔ <u>40</u></p>	tens	ones	4	0
tens	ones								
0	9								
tens	ones								
4	0								


15. Choose a number less than 40. Make a math drawing to represent it, and fill in the number bond and place value chart.



Name Answer KeyDate Module 4


Count as many tens as you can. Complete each statement. Say the numbers and the sentences.

1.




2 tens 3 ones is the same as 23 ones.

2.



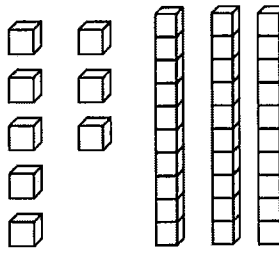
3 tens 6 ones is the same as 36 ones.

3.



1 tens 0 ones is the same as 10 ones.

4.



3 tens 8 ones is the same as 38 ones.

Fill in the missing numbers.

5. 29 →

tens	ones
2	9

 → 29 ones

Answer Key Module 4

6. 34 → 3 tens 4 ones → 34 ones

7. 38 →


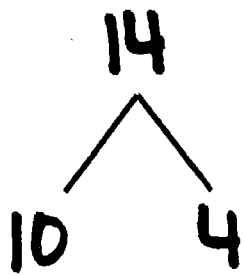
tens	ones
3	8

 → 38 ones

8. 39 → 9 ones 3 tens → 39 ones

9. 40 → 0 ones 4 tens → 40 ones


10. Choose at least one number less than 40. Draw the number in 3 ways:

As grapes:	In a number bond:	In the place value chart:				
		<table border="1"> <thead> <tr> <th>tens</th> <th>ones</th> </tr> </thead> <tbody> <tr> <td style="text-align: center;">1</td> <td style="text-align: center;">4</td> </tr> </tbody> </table>	tens	ones	1	4
tens	ones					
1	4					

Name Answer Key

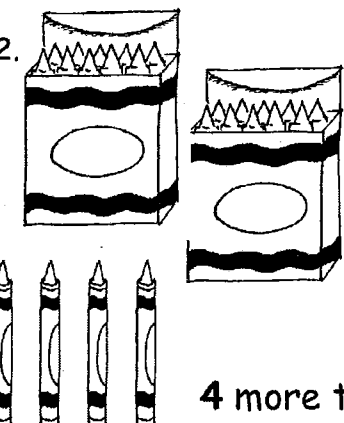
Date Module 4

Fill in the number bond, or write the tens and ones. Complete the addition sentences.

1. 

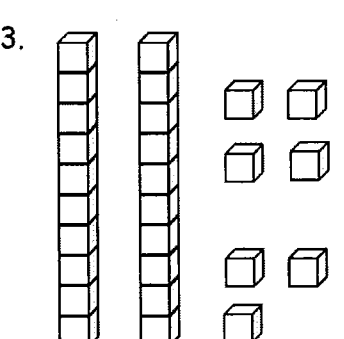
20	23
3	

 $3 + 20 = \underline{23}$
 20 more than 3 is 23.

2. 

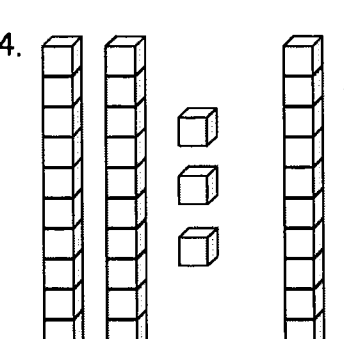
20	24
4	

 $20 + 4 = \underline{24}$
 4 more than 20 is 24.

3. 

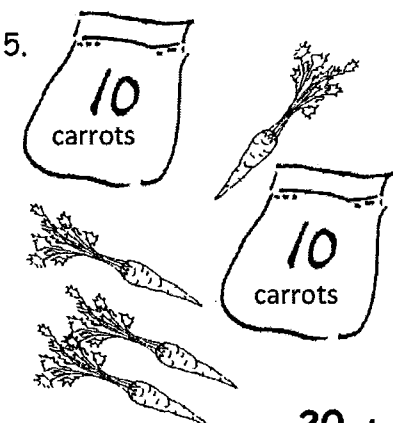
tens	ones
2	7

 $7 + 20 = \underline{27}$

4. 

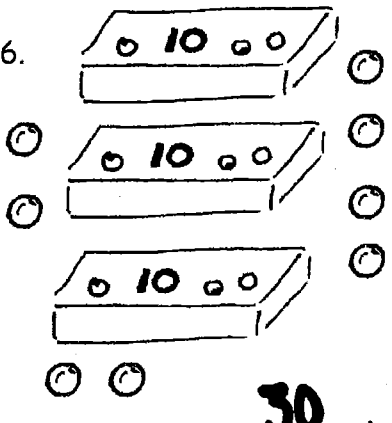
tens	ones
3	5

 $\underline{5} + 30 = \underline{35}$

5. 

tens	ones
2	4

 $20 + \underline{4} = \underline{24}$

6. 

tens	ones
3	8


 $\underline{30} + \underline{8} = \underline{38}$

Answer Key

Module 4

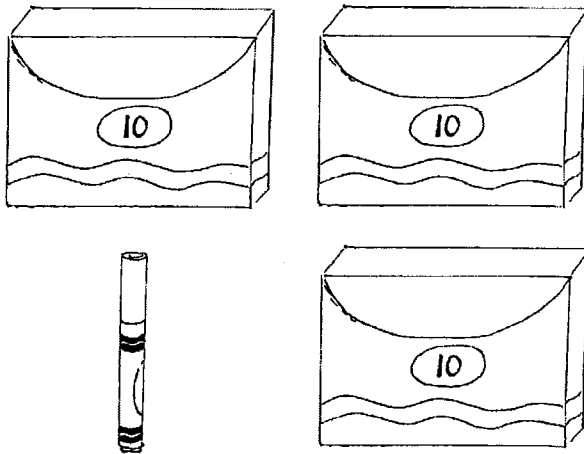
Match the pictures with the words.

7.




1 and 30 make 31.

8.



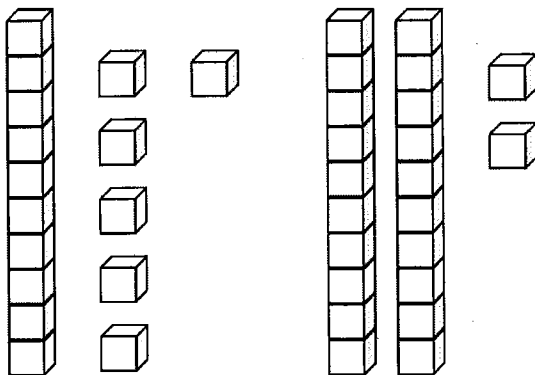
8 + 30 = 38.

9.

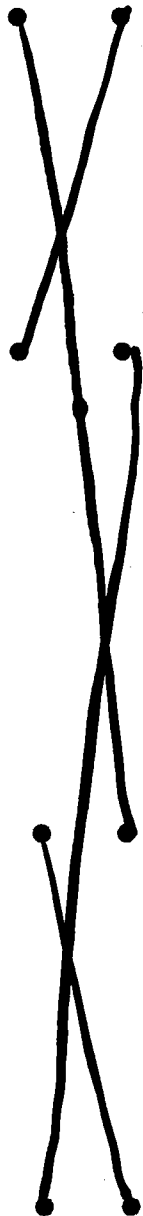


2 more than 10 is 12.

10.


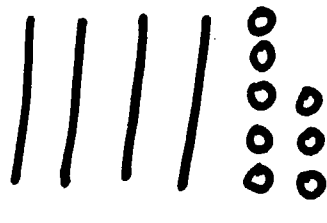
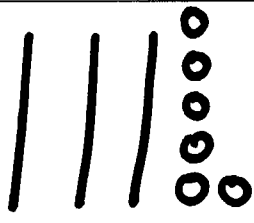



20 + 4 = 24.


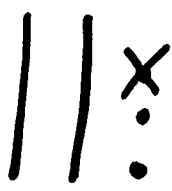
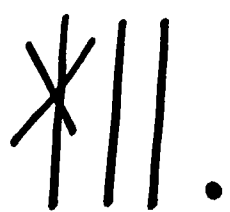



Name Answer keyDate Module 4

Draw quick tens and ones to show the number. Then, draw 1 more or 10 more.

1.  1 more than 38 is <u>39</u> .	2.  10 more than 38 is <u>48</u> .
3.  1 more than 35 is <u>36</u> .	4.  10 more than 35 is <u>45</u> .

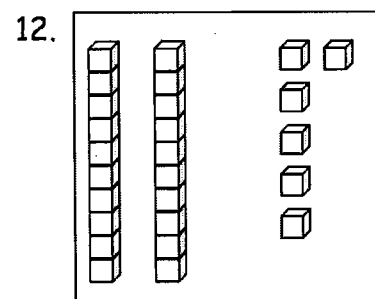
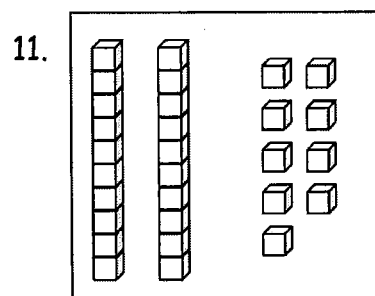
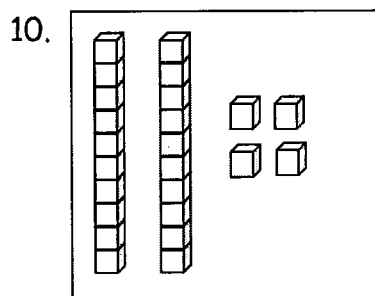
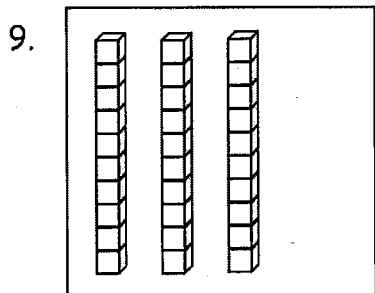
Draw quick tens and ones to show the number. Cross off (x) to show 1 less or 10 less.

5.  10 less than 23 is <u>13</u> .	6.  1 less than 23 is <u>22</u> .
7.  10 less than 31 is <u>21</u> .	8.  1 less than 31 is <u>30</u> .

Answer Key

Module 4

Match the words to the picture that shows the right amount.



1 less than 30.

1 more than 23.


10 less than 36.

10 more than 20.

Name Answer Key


Date Module 4

Fill in the place value chart and the blanks.

1. 


tens	ones
3	0

 $30 = \underline{3} \text{ tens}$

2. 


tens	ones
1	7

 $17 = \underline{1} \text{ ten and } \underline{7} \text{ ones}$

3. 


dimes	pennies
2	2

 $\underline{22} = 2 \text{ tens } 2 \text{ ones}$

4. 


dimes	pennies
3	3

 $\underline{33} = 3 \text{ tens } 3 \text{ ones}$

5. 


dimes	pennies
0	8

 $\underline{8} = \underline{0} \text{ tens } \underline{8} \text{ ones}$

6. 


dimes	pennies
3	6

 $\underline{36} = \underline{3} \text{ tens } \underline{6} \text{ ones}$

7. 

tens	ones
1	6

 $\underline{16} = \underline{1} \text{ ten } \underline{6} \text{ ones}$

8. 

tens	ones
2	4

 $\underline{2} \text{ tens } \underline{4} \text{ ones} = \underline{24}$

Answer Key

Module 4

Fill in the blank. Draw or cross off tens or ones as needed.



10 more than 25 is 35

<p>9.</p> <p>1 more than 12 is <u>13</u>.</p>	<p>10.</p> <p>10 more than 3 is <u>13</u>.</p>
<p>11.</p> <p>10 more than 22 is <u>32</u>.</p>	<p>12.</p> <p>1 more than 22 is <u>23</u>.</p>
<p>13.</p> <p>1 less than 39 is <u>38</u>.</p>	<p>14.</p> <p>10 less than 39 is <u>29</u>.</p>
<p>15.</p> <p>10 less than 33 is <u>23</u>.</p>	<p>16.</p> <p>1 less than 33 is <u>32</u>.</p>

Name Answer key

Date Module 4

Write the number, and circle the set that is *greater* in each pair. Say a statement to compare the two sets.

1.

22 14

2.

13 23

Circle the number that is *greater* for each pair.

3.

3 tens 8 ones 3 tens 9 ones

4.

25 35

5. Write the value and circle the set of coins that has *greater* value.

20

11

Answer Key

Module 4

11. Katelyn and Johnny are playing comparison with cards. They have recorded the totals for each round. For each round, circle the total that won the cards, and write the statement. The first one is done for you.

ROUND 1: The total that is **greater** wins.

<u>Katelyn's Total</u>
16

<u>Johnny's Total</u>
19

19 is greater than 16.

a. ROUND 2: The total that is **less** wins.

<u>Katelyn's Total</u>
27

<u>Johnny's Total</u>
24

24 is less than 27.

b. ROUND 3: The total that is **greater** wins.

<u>Katelyn's Total</u>
32

<u>Johnny's Total</u>
22

32 is greater than 22.

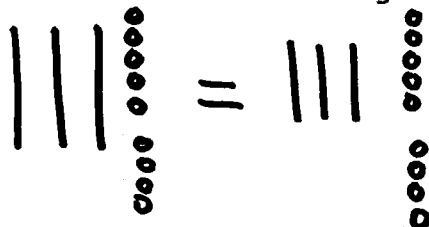
c. ROUND 4: The total that is **less** wins.

<u>Katelyn's Total</u>
29

<u>Johnny's Total</u>
26

26 is less than 29.

- d. If Katelyn's total is 39, and Johnny's total has 3 tens 9 ones, who would have a greater total? Draw a math drawing to explain how you know.



Answer Key

Module 4

Write the number, and circle the set that is *less* in each pair. Say a statement to compare the two sets.

6.

31 24

7.

28 38

Circle the number that is *less* for each pair.

8.

2 tens 7 ones 3 tens 7 ones

9.

22 29

10. Write the value and circle the set of coins that has *less* value.

22

13













Name Answer Key

Date Module 4

Word Bank

is greater than
is less than
is equal to

1. Draw the numbers using quick tens and circles. Use the phrases from the word bank to complete the sentence frames to compare the numbers. The first one has been done for you.

<p>a. 20  30 </p> <p>20 <u>is less than</u> 30</p>	<p>b. 14  22 </p> <p>14 <u>is less than</u> 22</p>
<p>c. 15  1 ten 5 ones </p> <p>15 <u>is equal to</u> 1 ten 5 ones</p>	<p>d. 39  29 </p> <p>39 <u>is greater than</u> 29</p>
<p>e. 31  13 </p> <p>31 <u>is greater than</u> 13</p>	<p>f. 23  33 </p> <p>23 _____ 33</p>

2. Circle the numbers that are greater than 28.

32 29 2 tens 8 ones 4 tens 18

3. Circle the numbers that are less than 31.

29 3 tens 6 ones 3 tens 13 3 tens 9 ones

Answer Key

Module 4

4. Write the numbers in order from *least* to *greatest*.

32	23	30
	29	

23 29 30 32

↑₂₇

Where would the number 27 go in this order? Use words or rewrite the numbers to explain.

27 goes between 23 and 29

5. Write the numbers in order from *greatest* to *least*.

13	40	30
	31	

40 31 30 13

Where would the number 23 go in this order? Use words or rewrite the numbers to explain.

23 goes between 30 and 13

6. Use the digits 9, 4, 3, and 2 to make 4 different two-digit numbers less than 40. Write them in order from *least* to *greatest*.

ex. **22, 23, 24, 29**

ex. **32, 33, 34, 39**

9	3	4	2
Examples: 34, 29, ...			

Name Answer Key

Date Module 4

1. Write the numbers in the blanks so that the alligator is eating the greater number. Read the number sentence, using *is greater than*, *is less than*, or *is equal to*. Remember to start with the number on the left.

<p>a.</p> <p style="text-align: center;">10 20</p> <p style="text-align: center;"><u>20</u> <u>10</u></p>	<p>b.</p> <p style="text-align: center;">15 17</p> <p style="text-align: center;"><u>15</u> <u>17</u></p>	<p>c.</p> <p style="text-align: center;">24 22</p> <p style="text-align: center;"><u>24</u> <u>22</u></p>
<p>d.</p> <p style="text-align: center;">29 30</p> <p style="text-align: center;"><u>30</u> <u>29</u></p>	<p>e.</p> <p style="text-align: center;">39 38</p> <p style="text-align: center;"><u>38</u> <u>39</u></p>	<p>f.</p> <p style="text-align: center;">39 40</p> <p style="text-align: center;"><u>39</u> <u>40</u></p>

2. Complete the charts so that the alligator is eating a *greater* number.

<p>a.</p> <table style="display: inline-table; border-collapse: collapse;"> <tr><th style="padding: 2px;">tens</th><th style="padding: 2px;">ones</th></tr> <tr><td style="text-align: center; padding: 5px;">1</td><td style="text-align: center; padding: 5px;">8</td></tr> </table> <table style="display: inline-table; border-collapse: collapse;"> <tr><th style="padding: 2px;">tens</th><th style="padding: 2px;">ones</th></tr> <tr><td style="text-align: center; padding: 5px;">1</td><td style="text-align: center; padding: 5px;">5</td></tr> </table>	tens	ones	1	8	tens	ones	1	5	<p>b.</p> <table style="display: inline-table; border-collapse: collapse;"> <tr><th style="padding: 2px;">tens</th><th style="padding: 2px;">ones</th></tr> <tr><td style="text-align: center; padding: 5px;">2</td><td style="text-align: center; padding: 5px;">4</td></tr> </table> <table style="display: inline-table; border-collapse: collapse;"> <tr><th style="padding: 2px;">tens</th><th style="padding: 2px;">ones</th></tr> <tr><td style="text-align: center; padding: 5px;">4</td><td style="text-align: center; padding: 5px;">3</td></tr> </table>	tens	ones	2	4	tens	ones	4	3
tens	ones																
1	8																
tens	ones																
1	5																
tens	ones																
2	4																
tens	ones																
4	3																
<p>c.</p> <table style="display: inline-table; border-collapse: collapse;"> <tr><th style="padding: 2px;">tens</th><th style="padding: 2px;">ones</th></tr> <tr><td style="text-align: center; padding: 5px;">2</td><td style="text-align: center; padding: 5px;">7</td></tr> </table> <table style="display: inline-table; border-collapse: collapse;"> <tr><th style="padding: 2px;">tens</th><th style="padding: 2px;">ones</th></tr> <tr><td style="text-align: center; padding: 5px;">1</td><td style="text-align: center; padding: 5px;">6</td></tr> </table>	tens	ones	2	7	tens	ones	1	6	<p>d.</p> <table style="display: inline-table; border-collapse: collapse;"> <tr><th style="padding: 2px;">tens</th><th style="padding: 2px;">ones</th></tr> <tr><td style="text-align: center; padding: 5px;">2</td><td style="text-align: center; padding: 5px;">3</td></tr> </table> <table style="display: inline-table; border-collapse: collapse;"> <tr><th style="padding: 2px;">tens</th><th style="padding: 2px;">ones</th></tr> <tr><td style="text-align: center; padding: 5px;">2</td><td style="text-align: center; padding: 5px;">0</td></tr> </table>	tens	ones	2	3	tens	ones	2	0
tens	ones																
2	7																
tens	ones																
1	6																
tens	ones																
2	3																
tens	ones																
2	0																
<p>e.</p> <table style="display: inline-table; border-collapse: collapse;"> <tr><th style="padding: 2px;">tens</th><th style="padding: 2px;">ones</th></tr> <tr><td style="text-align: center; padding: 5px;">4</td><td style="text-align: center; padding: 5px;">2</td></tr> </table> <table style="display: inline-table; border-collapse: collapse;"> <tr><th style="padding: 2px;">tens</th><th style="padding: 2px;">ones</th></tr> <tr><td style="text-align: center; padding: 5px;">4</td><td style="text-align: center; padding: 5px;">8</td></tr> </table>	tens	ones	4	2	tens	ones	4	8	<p>f.</p> <table style="display: inline-table; border-collapse: collapse;"> <tr><th style="padding: 2px;">tens</th><th style="padding: 2px;">ones</th></tr> <tr><td style="text-align: center; padding: 5px;">1</td><td style="text-align: center; padding: 5px;">7</td></tr> </table> <table style="display: inline-table; border-collapse: collapse;"> <tr><th style="padding: 2px;">tens</th><th style="padding: 2px;">ones</th></tr> <tr><td style="text-align: center; padding: 5px;">0</td><td style="text-align: center; padding: 5px;">7</td></tr> </table>	tens	ones	1	7	tens	ones	0	7
tens	ones																
4	2																
tens	ones																
4	8																
tens	ones																
1	7																
tens	ones																
0	7																

Answer key

Module 4

Compare each set of numbers by matching to the correct alligator or phrase to make a true number sentence. Check your work by reading the sentence from left to right.

3.

16 17

31 23

35 25

12 21

22 32

29 30

39 40



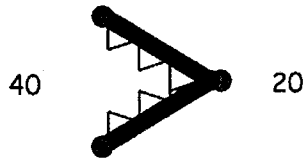
is less than



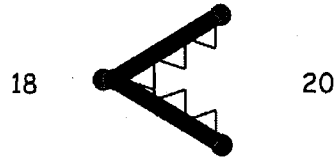
is greater than

Name Answer KeyDate Module 4

Use the symbols to compare the numbers. Fill in the blank with $<$, $>$, or $=$ to make a true number sentence. Complete the number sentence with a phrase from the word bank.



40 $>$ 20
40 is greater than 20.



18 $<$ 20
18 is less than 20.

Word Bank
is greater than
is less than
is equal to

a. 17 $>$ 13

17 is greater than 13

b. 23 $<$ 33

23 is less than 33

c. 36 $=$ 36

36 is equal to 36

d. 25 $<$ 32

25 is less than 32

e. 38 $>$ 28

38 is greater than 28

f. 32 $>$ 23

32 is greater than 23

Answer Key

g. 1 ten 5 ones $>$ 14

1 ten 5 ones is greater than 14

Module 4

h. 3 tens $=$ 30

3 tens is equal to 30

i. 29 $>$ 2 tens 7 ones

29 is greater than 2 tens 7 ones

j. 19 $<$ 2 tens 3 ones

19 is less than 2 tens 3 ones

k. 3 tens 1 one $>$ 13

3 tens 1 one is greater than 13

l. 35 $=$ 3 tens 5 ones

35 is equal to 3 tens 5 ones

m. 2 tens 3 ones $<$ 32

2 tens 3 ones is less than 32

n. 3 tens $<$ 36

3 tens is less than 36

o. 29 $<$ 3 tens 9 ones

29 is less than 3 tens 9 ones

p. 4 tens $>$ 39

4 tens is greater than 39